HDDB15F45 END VIEW

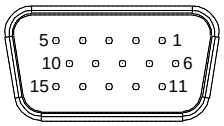

1 = BROWN
2 = RED/BLUE
3 = BLACK
4 = PINK
5 = GREEN
6 = BLUE
7 = ORANGE
8 = GRAY/BROWN
9 = VIOLET
10 = WHITE
11 = RED
12 = GRAY
13 = YELLOW
14 = TAN
15 = N/C

MALE END VIEW

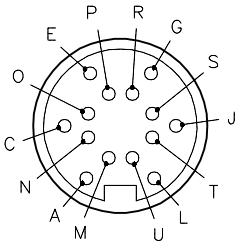

M16 connector

A = BROWN
C = RED/BLUE
E = BLACK
G = PINK
J = GREEN
L = BLUE
M = ORANGE
N = GRAY/BROWN
O = VIOLET
P = WHITE
R = RED
S = GRAY
T = YELLOW
U = TAN

SPECIFICATIONS

CONTACT CARRIER MATERIAL	TPU
MOLDED HEAD MATERIAL/COLOR	TPU/YELLOW
CONTACT MATERIAL/PLATING	BRASS/GOLD
COUPLING NUT MATERIAL/PLATING	BRASS/NICKEL
RATED CURRENT [A]	3.0 A
RATED VOLTAGE [V]	30 VAC/VDC
OUTER JACKET MATERIAL/COLOR	TPE/BLACK
CONDUCTOR INSULATION MATERIAL	POLYESTER ELASTOMER
NUMBER OF CONDUCTORS [AWG]	15x22 AWG
TEMPERATURE RANGE	−40˚C TO +105˚C (−40˚F TO +221˚F)
PROTECTION CLASS	MEETS IEC IP67

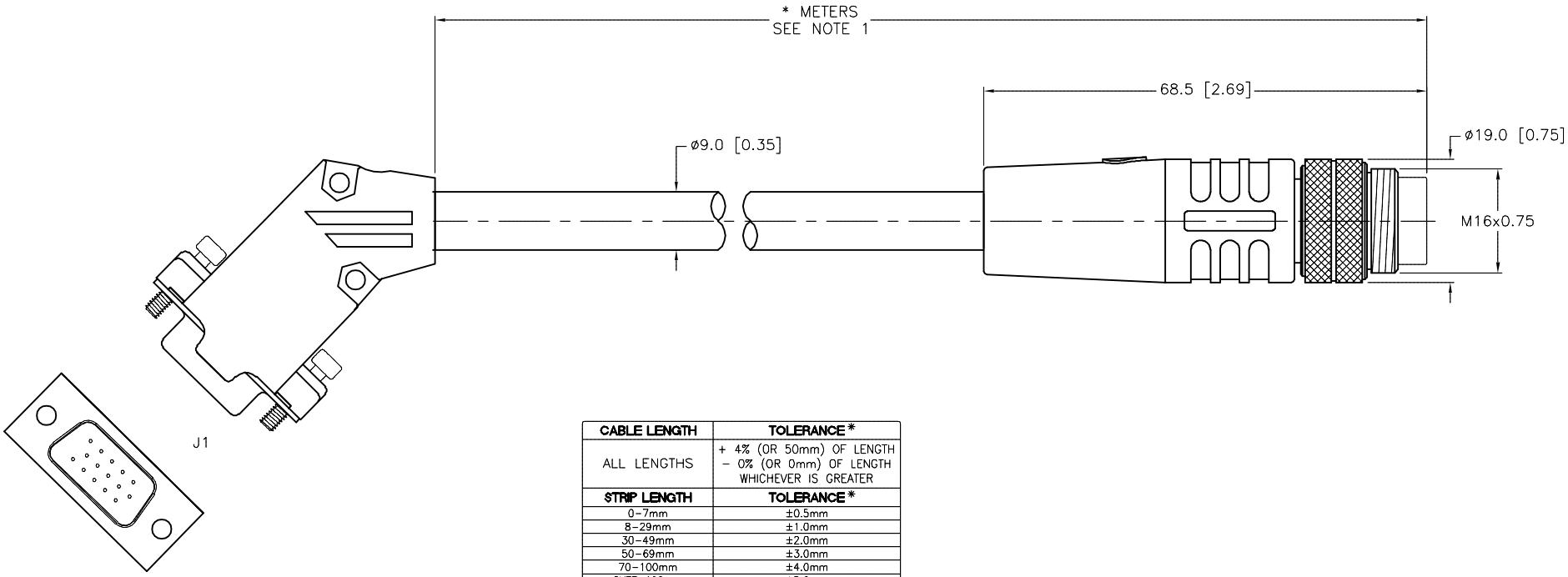

CABLE LENGTH	TOLERANCE *
ALL LENGTHS	+ 4% (OR 50mm) OF LENGTH − 0% (OR 0mm) OF LENGTH WHICHEVER IS GREATER
STRIP LENGTH	**TOLERANCE ***
0−7mm	±0.5mm
8−29mm	±1.0mm
30−49mm	±2.0mm
50−69mm	±3.0mm
70−100mm	±4.0mm
OVER 100mm	±5.0mm
* UNLESS OTHERWISE SPECIFIED	

NOTES:

1. "*" INDICATES CABLE LENGTH IN METERS. CONTACT TURCK TO ORDER SPECIFIC LENGTHS.

2. "/S101" DESIGNATES FLEXLIFE−20 AND CTRACK CABLE.

3. "/S3393" DESIGNATES HDDB15F45 CONTACT HOLDER ROTATED 180 DEGREES FROM STANDARD.

4. UNUSED CONDUCTORS TRIMMED BACK TO CABLE JACKET ON BOTH ENDS.

5. CABLE ASSEMBLIES FOR M16 CONNECTORS ARE RATED AS STAND ALONE. OVERALL CABLE ASSEMBLY RATING IS THE RESPONSIBILITY OF THE CUSTOMER.

SOURCE DRAWING - FOR REFERENCE ONLY

REV	DESCRIPTION	BY	DATE	ECO NO.
D	REMOVE FINS	NF	05/05/17	59963

RELATED DOCUMENTS
1.
2.
3.
4.

3RD ANGLE PROJECTION

THIS DRAWING IS CONFIDENTIAL AND THE PROPERTY OF TURCK INC. USE OF THIS DOCUMENT WITHOUT WRITTEN PERMISSION IS PROHIBITED.

TURCK

3000 CAMPUS DRIVE
MINNEAPOLIS, MN 55441
1−800−544−7769
(763) 553−7300
(763) 553−0708 fax
www.turck.us

MATERIAL: SEE SPECIFICATIONS

FINISH: SEE SPECIFICATIONS

ALL DIMENSIONS DISPLAYED ON THIS DRAWING ARE FOR REFERENCE ONLY

CONTACT TURCK FOR MORE INFORMATION

DRFT: NF | DATE: 09/19/16
APVD: K.Y. | SCALE: 1=1.0

UNIT OF MEASUREMENT
MILLIMETER [INCH]
DO NOT SCALE THIS DRAWING

DESCRIPTION: HDDB15F45−*−BSM 14−000/S101/S3393

IDENTIFICATION NO.

REV: D

FILE: 777038670

SHEET 1 OF 1

Approved 05/12/2017, work order #133822 by K.Y.